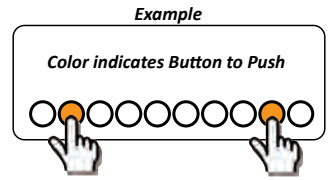




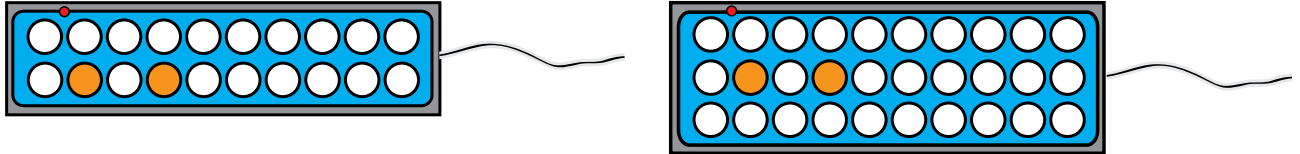
HOW TO: Quick Mode Change Sound Changing



Entering program mode on a 20 or 30 button keypad.

All programming is the same, using only the Top two rows.

Your keypad will have either Two rows or Three rows of buttons.



Entering Programming modes are all initiated on **Row TWO** regardless if you have two or three rows on your keypad.

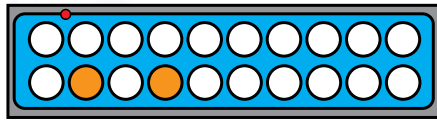
Within 2 Seconds of Step 1 do Step 2

Step 1



Plug Cable into Host System
(any style)

Step 2



Enter *Local Setup Mode*

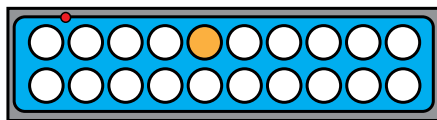
Press Both Buttons Together



Mode


Select the Mode of operation

No Sound




No Sound when Caps, Num or Scroll selected

CAPS Lock




Beep when CAPS Lock LED told to indicate

NUM Lock



Beep when NUM Lock LED told to indicate

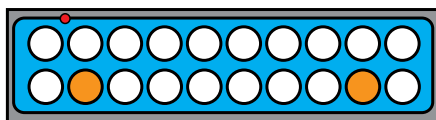
Scroll Lock



Beep when Scroll Lock LED told to indicate

All trademarks are the property of their respective owners. KRS Corporation, LLC is not associated with any other company or their products.

Step 4



Exit Setup

